

ACTIVITIES FOR FAMILIES

designed by artist Dia Batal

the
mosaic
rooms

inspired by the exhibition

When I see the future, I close my eyes



look
imagine
create



About the artist

Heba Y. Amin is an Egyptian artist who looks at the world we live in. She gathers historical artefacts, stories, photographs and films. With these materials she imagines different futures, and lets us hear the voices of people who may not usually be heard.

look



In *The General's Stork*, Heba explores the true life story of a stork which was believed to be a spy.

● **Investigate** the space around you and **find**:

a bird

a flower

a straight line



● Use your pencil and paper to **sketch** what you find.



imagine

In Arabic the word for *stork* is *luk luk*. It is written below in the Arabic alphabet.

- **Try** saying *luk luk* out loud!
- **Practice** your Arabic by drawing over the word below. Remember to write from right to left.

لقلق



create

Your own **bird's eye view collage:**

You need: Paper and pencil, card, tin foil, egg cartons, scissors, tape, glue and anything else you can find to create an imaginary world!

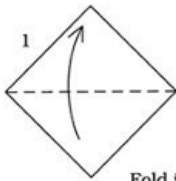
Imagine looking from above like a bird

Make tall shapes for buildings and mountains

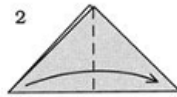
Build layers of colour for the sky and earth

● MAKE YOUR OWN BIRD

● Now you can **make** a bird to **fly** over your collage!



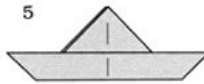
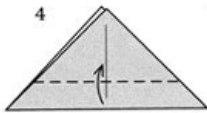
Fold in half.



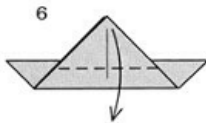
Fold in half.



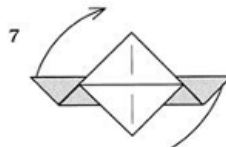
Unfold.



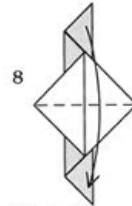
Turn over.



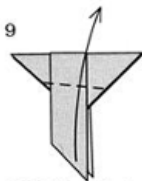
Fold one layer down.



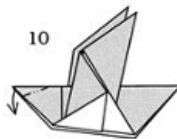
Rotate.



Fold in half.



Fold the wing up.
repeat behind.



Fold the beak.



● Take your bird and collage outside.

How do the shadows change as you fly your bird around?

● You can take a photo or short film and send it to us by email to info@mosaicrooms.org or share your artwork on Instagram

#mosaiccreates